

Acessórios e tubo para TRAVÃO



CH134

Tubo Rígido para Travão



Referência	Furo			Rolos	Parede		
CH134034720	4.75			32,- Mts	0.7		
CH134050620	6.00			32,- Mts	0.7		
CH1340708-5	8.00			32,- Mts	0.7		
CH134910	10.00			5,- Mts	0.7		

CH99900024

Ferramenta p/dobrar tubo rígido de 4,75 e 6,0mm



Referência							
CH99900024							

CH999000296

Ferramenta p/fazer rebordos em tubo rígido Inclui ferramentas para tubo de 4,75 e 6,00 mm



Referência							
CH999000296							

1 Caixa contém :
1 máquina +
Meias luas p/fixação de tubo de
4,75 e 6,00mm +
Ferramentas para abrir cone em
Tubo de 4,75 e 6,0 mm

999000295

Ferramenta para rebordar e fixar tubo de 8,0 e 10,0mm

Ferramenta p/abrir cone



Referência							
9990002951-8	8mm		Ferramenta				
999000295110	10mm		Ferramenta				
9990002952-8	8mm		Meia lua fix. 8mm				
999000295210	10mm		Meia lua fix. 10mm				

Meia lua
p/fixação



Tipo F	Tipo de Rebordo	Tipo E
FLARE TYPE according to DIN 74234		
	DIN-Bördel "F" DIN-Flare "F" Bubble flare	
		DIN-Bördel "E" DIN-Flare "E" Standard flare

Figura Acessórios para Tubo Rígido

Figura	Referência	Figura	Tipo	Descrição	p/Tubo
	CH93060303			Adaptador Femea 10x1.0	
	CH9306030303			Adap. " T " 3 x Femea 10x1.0	
	CH93070404			Adaptador duplo Femea 12x1.0	
	CH9330300	1	E	Femea 10x1.0	4.75
	CH9700400			Macho rolante 12x1.5	6.00
	CH9710300	2	F	Macho rolante 10x1.0	4.75
	CH9710400	3	F	Macho rolante 12x1.0	6.00
	CH9710403	3	F	Macho rolante 12x1.0	4.75
	CH9710600	3	F	Macho rolante 14x1.5	8.00
	CH9710651	3	F	Macho rolante 14x1.0	8.00
CH9710800	2	F	Macho rolante 16x1.5	10.00	
CH9720300	4	E	Macho rolante 10x1.0	4.75	
CH9720400	4	E	Macho rolante 12x1.0	6.00	
CH9720403	4	E	Macho rolante 12x1.0	4.75	
CH9720600	4	E	Macho rolante 14x1.5	8.00	
CH9720651	4	E	Macho rolante 14x1.0	8.00	
CH9730300	5	F	Macho rolante 3/8" 24 UNF	4.75	
CH9740300	6	E	Macho rolante 3/8" 24 UNF	4.75	
CH9740600	6	E	Macho rolante 1/2" 20 UNF	8.00	
CH9741008	6	E	Macho rolante 5/8" 18UNF	10.00	
CH9990200	2	E	Macho rolante 1/2" UNF	6.00	
CH9990203	6	E	Macho rolante 10x1.25	4.75	
CH9990204	7	F	Macho rolante 10x1.25	4.75	
CH9990210	6	E	Macho rolante 7/16" 24 UNF	6.00	
CH9990215	6	E	Macho rolante 1/2" 20 UNF	4.75	
CH9990216	6	E	Macho rolante 7/16" 20UNF	4.75	
CH9990217	6	E	Macho rolante 7/16" 20 UNF	6.00	
CH9990218	2	F	Macho rolante 7/16" 20 UNF	4.75	
CH9990224	8	F	Macho rolante 10x1.0	4.75	
CH9990300			Femea 10x1,0	4.75	
CH9990404	9	E	Femea 3/8" 24 UNF	4.75	
CH9990425	9	E	Femea 7/16" 20 UNF	6.00	
CH9990443	10	F	Femea 3/8" 24 UNF	4.75	



Tubo de Travão SAE J 1401 DN 1/8"

 CH29101HS	Macho 3/8" – 24 Alt 12 + 6 VP
 CH29102AO	Femea 3/8" – 24 Alt 10 VCE
 CH29103JO	Olhal de 10mm 45° Alt 22 Esp 10
 CH29104AO	Femea 10x1,25 Alt 11 / 19 2 planos VCI
 CH29105AO	Femea10x1,25 Alt 11 / 19 1 plano VCI
 CH29107HS	Macho de 3/8" – 24 Alt 11 VP

 CH29108AO	Femal de 3/8" – 24 Alt 11 VCE
 CH29109HS	Macho 16x1,5 Int Femal 10x1,0 Alt 12 VCE
 CH29110K1	Tubular de 8mm Alt 25
 CH29111AO	Femal 10x1,25 Alt 12 VCE
 CH29112AO	Femal 12x1,0 Alt 12 VCE
 CH29113AO	Femal 10x1,0 Alt 10 VCI
 CH29114AO	Femal 7/16" – 24 Alt 6,5 VCE
 CH29115HS	Macho 16x1,5 Int Femal 10x1,25 Alt 19 VCI



Comércio de Tubos e Acessórios, Lda

 CH29116HS	Macho 14x1,5 Int Femea 9x1,25 Alt 11 VCI
 CH29117HS	Macho 14x1,5 Int Femea 9x1,25 Alt 10 VCI
 CH29118HS	Macho14x1,5 Int Femea 9x1,25 1 plano VCI
 CH29119HS	Macho 5/8"-26 c/Femea Interior 3/8"-24 Alt 16 VCI
 CH29120HS	Macho 10x1,0 Alt 25 1 plano VCE
 CH29121HS	Macho10x1,0 Alt 13 VCE
 CH29122HS	Macho10x1,0 Alt 23 VCE
 CH29123HS	Macho10x1,0 Alt 19 VCI
 CH29124HS	Macho 10x1,25 Alt 12 VCI



Comércio de Tubos e Acessórios, Lda

 CH29125HS	Macho de 3/8"-24 Alt 23 VCE
 CH29126HS	Macho 12x1,0 Alt 8,5 VP
 CH29127HS	Macho 12x1,0 Alt 17 VP
 CH29128HS	Macho 12x1,5 Alt 10 VP
 CH29129HS	Macho de 3/8"-24 Alt 11,3 VCI
 CH29130HS	Macho de 3/8" - 24 Alt 23 VCE
 CH29131HS	Macho 12x1,5 Alt 15 VCI
 CH29132HS	Macho de 3/8" - 24 Alt 11 VP
 CH29133HS	Macho 12x1,25 Alt 18 VCI



Comércio de Tubos e Acessórios, Lda









 CH29134HS	Macho 7/16" – 20 Alt 13 VCI
 CH29135HS	Macho de 1/2" – 20 Alt 121 VP
 CH29136AO	Femea 10x1,0 Alt 11 VCI
 CH29137HS	Macho 10x1,0 Alt 9 + 10 VP
 CH29138HS	Macho de 3/8" – 24 Alt 12 + 15 VP
 CH29139HS	Macho de 3/8" – 24 Alt 12 + 18 VP
 CH29140HS	Macho de 5/8" – 18 Interior Femea 7/16"-24 Alt 20 VCI
 CH29141AO	Femea 10x1,0 Alt 20 VCI
 CH29142JO	Olhal de 12mm Esp 10 Alt 30



Comércio de Tubos e Acessórios, Lda









 CH29144HS	Macho 12x1,0 Alt 24 VP
 CH29145HS	Macho 10x1,0 Alt 10 VP
 CH29146HS	Macho 16x1,5 Interior Femea 10x1,0 Alt 15 VCI
 CH29147HS	Macho 12x1,5 Alt 10 / 16 VP
 CH29148AO	Femea 10x1,0 Alt 16 1 Plano VCI
 CH29149HS	Macho 7/16" – 20 Alt 23 VP
 CH29150AO	Femea de 1/2" – 20 Alt 10 Freio VCE
 CH29151AO	Femea 12x1,25 Alt 18 VCI
 CH29152HS	Macho 10x1,0 Alt 15 + 15 VCE



 CH29154HS	Macho 10x1,25 Alt 17 VCE
 CH29155AO	Femea de 3/8" - 24 Alt 14 VCE
 CH29156AO	Femea 10x1,0 Alt 10,5 VCI serrilhado
 CH29157HS	Macho de 3/8" - 24 Alt 12 VP
 CH29158AO	Femea 10x1,0 Alt 18 1 Plano VCE
 CH29159JO	Olhal de 10mm a 15° Esp 11 Alt 21 Larg 19,5
 CH29160HS	Macho 10x1,0 Alt 16 + 8 1 Plano VCE
 CH29161HS	Macho 10x1,0 Alt 25 1 Plano VCE

 CH29162HS	Macho 16x1,5 Int Femea 12x1,0 Alt 19 VCE
 CH29163HS	Macho 12x1,25 Alt 13 VP
 CH29164JO	Olhal quadrado 2 furos 10x1,0 Larg 25 Alt 31
 CH29165AO	Femea de 3/8" - 24 Alt 17 VCI
 CH29166JO	Olhal de 10mm a 45° Alt 26 Esp 10
 CH29167AO	Femea 10x1,0 Alt 11 VCI
 CH29168HS	Macho 10x1,0 Alt 10 VP
 CH29169HS	Macho de 3/8" - 24 Alt 23 VCE

 CH29170HS	Macho 10x1,0 Alt 24 VCE
 CH29171AO	Femea 10x1,0 Alt 10 VCE
 CH29172AO	Femea 12x1,0 Alt 12 VCE
 CH29173HS	Macho de 3/8" - 24 Alt 30 VCE
 CH29174JO	Olhal de 10mm Alt 20 Esp 14
 CH29175AO	FemeaFemea 10x1,0 Alt 10 2 Planos VCE
 CH29176JO	Olhal de 10mm Esp 10
 CH29177JO	Olhal de 12mm 10° Esp 10 Largura 20 ALt 25

 CH29178JO	Olha de 10mm 10º Esp 12,7 Largura 20 Alt 25
 CH29179AO	Femea 10x1,0 Alt 17 VCI
 CH29180AO	Femea de 3/8" – 24 Alt 11 VCE
 CH29183HS	Macho 12x1,0 Alt 14 VP
 CH29184HS	Macho 16x1,5 Interior Femea 10x1,0 Alt 19 VCI
 CH29185HS	Macho 10x1,0 Alt 9 VP
 CH29186AO	Femea 10x1,0 Alt 18 1 Plano VCI
 CH29188HS	Macho de 5/8" – 18 Interior Femea 7/16" – 20 Alt 17 VCE



Comércio de Tubos e Acessórios, Lda

 CH29189JO	Olhal de 10mm 45° Esp 10 Alt 17
 CH29192AO	Femea 10x1,0 Alt 10 VCE
 CH29193HS	Macho 10x1,0 Alt 12 VP
 CH29194HS	Macho 10x1,0 Alt 24 VCE
 CH29195HS	Macho 20x1,5 Interior Femea 14x1,5 Alt 20 VCI
 CH29196HS	Macho 10x1,25 Alt 23 VCE
 CH29197JO	Olhal de 10mm Esp 10 Largura 17 Alt 30
 CH29198HS	Macho 10x1,25 Alt 15 VP
 CH29199AO	Femea 10x1,25 Alt 11 VCI



Comércio de Tubos e Acessórios, Lda

 CH29202HS	Macho 10x1,0 Alt 12x1,5 2 Planos VCE
 CH29203JO	Olhal de 10mm Quadrado Esp 11 Largura 17 Alt 30
 CH29204AO	Femea 10x1,0 Alt 13,5 2 Planos VCI
 CH29205HS	Macho 10x1,0 Alt 18 + 8 1 Plano VCE
 CH29206HS	Macho 10x1,0 Alt 18 + 8 1 Plano VCE
 CH29209HS	Macho 10x1,0 Alt 24 + 8 1 Plano VCE
	Femea 10x1,0 Alt 9 VCE c/rebordo para Freio